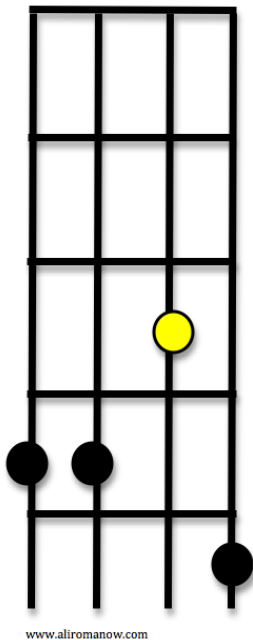


## Movable Chord Shapes in Swing Music - Ukulele

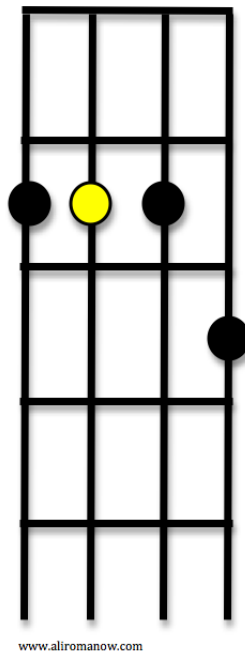
There are a few **basic** movable shapes that you need to know to get through most Jazz & Western Swing charts. To start we're going to look at the Big Three, using G6, D7, & A7

For this exercise its important to keep in mind that we are learning the *shape* as well as the chord. Pay close attention to where the Root is based, (in the diagrams below this is the hollow dot) the string and finger which play this note are your safety line as you shift up and down the guitar neck.

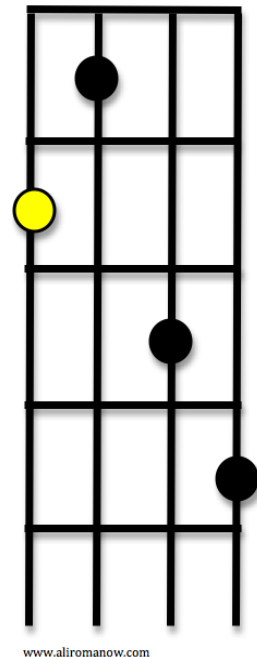
### G6



### D7



### A7



### Creating the Wall of Wood sound:

Rhythm guitar in swing music is all about being percussive and clean with your right hand. It is a down stroke style, the odd upstroke may creep in, but don't get into the habit of doing a back and forth kind of strum. To keep the stroke dry sounding you want to hit the strings fast, but not hard, moving quickly through creates a punch.

\*pro tip (via Marc Atkinson) Hold your pick lightly (if you're dropping your pick now and again when your learning this, you're doing it right!) and snap your wrist.