

SUGAR MOON

WWW.ALIROMANOW.COM

1945 CINDY WALKER BOB WILLS

6 G⁶ A⁷

WHEN IT'S SU-GAR CANE TIME____ LONG A ROUND A BOUT JUNE I'LL BE WALK IN WITH
 WHEN THE SU-GAR MILL SHINES____ LONG A ROUND A-BOUT JUNE ILL BE WALK-IN WITH

10 D⁷ G⁶ A⁷

SU - GAR NEATH THAT OLD SU-GAR MOON____ GON-NA DROP HER A
 SU - GAR 'NEATH THAT OLD SU-GAR MOON____ ALL THE KISS-ES I'VE

14 D⁷ G⁶ G⁷

LINE MISSED TO EX-PECT ME SOON SAY I'M CRAV - IN SOME
 I'LL BE GET - TIN SOON SU - GAR KISS - ES FROM

18 C#⁰ G⁶

SU - GAR NEATH THAT OLD SU-GAR MOON____ I CAN SEE HER RIGHT
 SU - GAR 'NEATH THAT OLD SU-GAR MOON____ OH I'M DREAM - IN

22 A⁷ D⁷

NO - W SHE'LL GET THE CAL-EN-DAR DOWN____ PUT A CIR-CLE A -
 SWEET DREAMS OF ALL THE LOV - N I'LL GET____ WHEN I GET TO MY

26 G⁶ A⁷

ROUND THE DAY WE'RE AL - TAR BOU - ND WHEN IT'S SU-GAR CANE TIME
 PET OH LORD - Y HOW I'LL FRE____ T TILL IT'S SU-GAR CANE TIME

30 D⁷ G⁶

LONG A-ROUND A - BOUT JUNE WED DING BELLS WILL BE
 LONG A-ROUND A - BOUT JUNE AND I'M WALK - IN WITH

CHIM - ING NEATH THAT OLD SU - GAR MOON____
 SU - GAR NEATH THAT OLD SU - GAR MOON____

G6		A7	
D7		G6	

G6		A7	
D7		G6	G7

C6	C#dim	G6	
A7		D7	

G6		A7	
D7		G6	

When its Sugar Cane time, Long around about June
 I'll be walking with sugar 'Neath that old sugar moon
 Gonna drop her a line, to expect me soon,
 Say I'm cravin' some sugar 'Neath that old sugar moon
I can see her right now, She'll get the calendar down
Put a circle around, The day we're altar bound
 When its sugar cane time, Long around about June
 Wedding bells will be chiming 'Neath that old sugar moon

When its sugar cane time, Long around about June
 I'll be walking with sugar 'Neath that old sugar moon
 All the kisses I've missed, I'll be getting soon
 Sugar kisses from sugar 'Neath that old sugar moon
oh I'm dreamin sweet dreams, of all the loving I'll get
when I get to my pet, oh lordy how I'll fret
 till its sugar cane time, Long around about June
 And I'm walking with sugar 'Neath that old sugar moon

Sugar Moon

arr. Ali Romanow

Cindy Walker / Bob Wills

Lively G⁶

Soprano
When it's su - gar cane time____

Alto
When it's su - gar cane time____

Tenor
When it's su - gar cane time____

2 A⁷

S.
long a - round a - bout june I'll be walk - in with

A.
long a - round a - bout june I'll be walk - in with

T.
long a - round a - bout june I'll be walk - in with

5 D⁷ G⁶

S.
su - gar neath that old su-gar moon____ Gon-na drop her a

A.
su - gar neath that old su-gar moon____ Gon-na drop her a

T.
su - gar neath that old su-gar moon____ Gon-na drop her a

9 G^6 A^7

S. line to ex-pect me soon say I'm crav-in some

A. line to ex-pect me soon say I'm crav-in some

T. line to ex-pect me soon say I'm crav-in some

13 D^7 G^6 G^7

S. su - gar neath that old su-gar moon__ I can see her right

A. su - gar neath that old su-gar moon__ I can see her right

T. su - gar neath that old su-gar moon__ I can see her right

17 C^6 $C^\#o$ G^6

S. no - w she'll get the cal-en-dar down_ put a cir-cle a -

A. no - w she'll get the cal-en-dar down_ put a cir-cle a -

T. no - w she'll get the cal-en-dar down_ put a cir-cle a -

21 A⁷ D⁷

S. round the day we're al - tar bou - nd (when it's) su-gar cane time

A. round the day we're al - tar bou - nd when it's su-gar cane time

T. round the day we're al - tar bou - nd (when it's) su-gar cane time

25 G⁶ A⁷

S. long a-round a - bout june wed-ding bells will be

A. long a-round a - bout june wed-ding bells will be

T. long a-round a - bout june wed-ding bells will be

29 D⁷ G⁶

S. chim - ing neath that old su-gar moon__

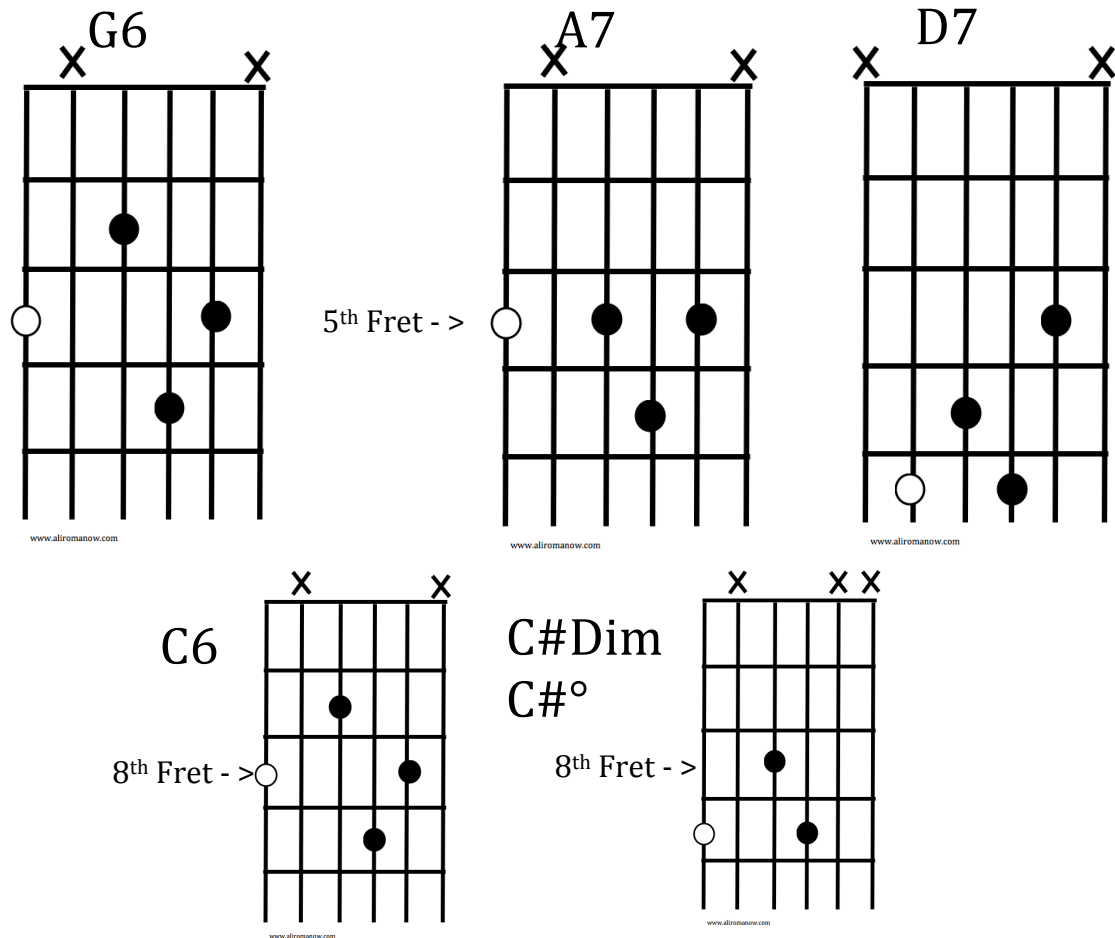
A. chim - ing neath that old su-gar moon__

T. chim - ing neath that old su-gar moon__

Movable Chord Shapes in Swing Music - Guitar

There are approximately 5 **basic** movable shapes that you need to know to get through most Jazz & Western Swing charts.

For this exercise its important to keep in mind that we are learning the *shape* as well as the chord. Pay close attention to where the Root is based, (in the diagrams below this is the hollow dot) the string and finger which play this note are your safety line as you shift up and down the guitar neck.



Creating the Wall of Wood sound:

Rhythm guitar in swing music is all about being percussive and clean with your right hand. It is a down stroke style, the odd upstroke may creep in, but don't get into the habit of doing a back and forth kind of strum. To keep the stroke dry sounding you want to hit the strings fast, but not hard, moving quickly through creates a punch.

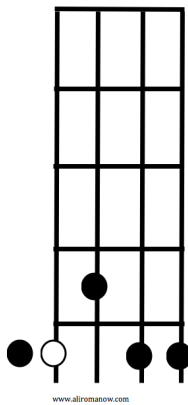
*pro tip (via Marc Atkinson) Hold your pick lightly (if you're dropping your pick now and again when your learning this, you're doing it right!) and snap your wrist.

Movable Chord Shapes in Swing Music – Banjo gDGBD

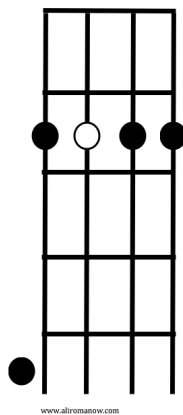
There are a few **basic** movable shapes that you need to know to get through most Jazz & Western Swing charts. Diagrams that have a dot beside the fretboard indicate that your High G can be played in the chord. Otherwise avoid letting it ring out.

For this exercise its important to keep in mind that we are learning the *shape* as well as the chord. Pay close attention to where the Root is based, (in the diagrams below this is the hollow dot) the string and finger which play this note are your safety line as you shift up and down the banjo neck.

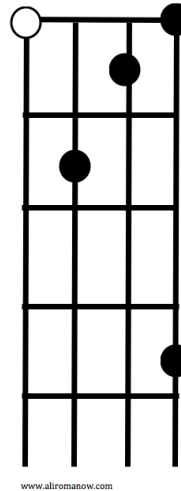
G6



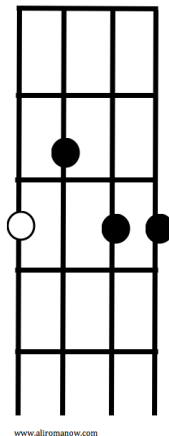
A7



D7

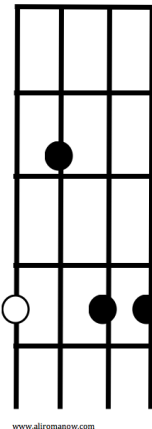


C6



C#Dim

C#°



<-10th Fret->

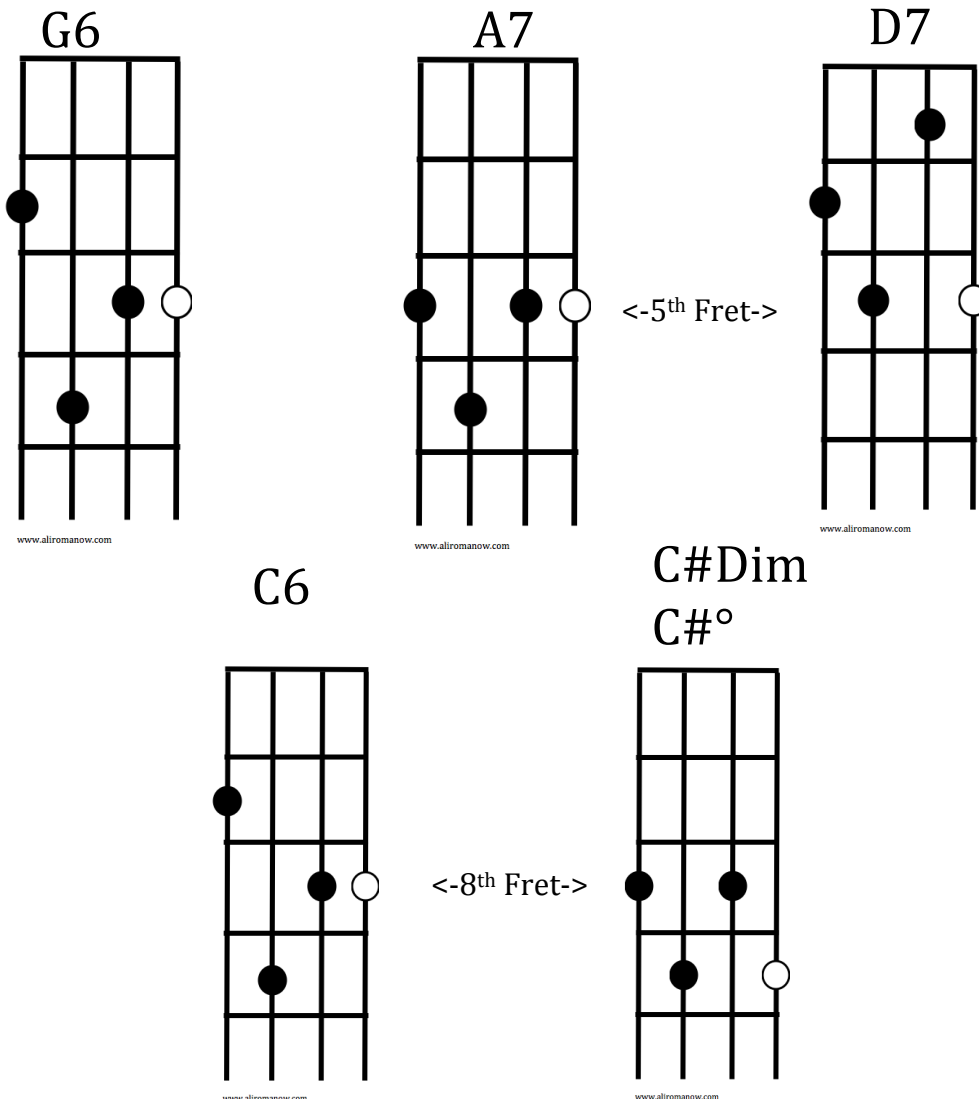
Creating the Wall of Wood sound:

Rhythm guitar in swing music is all about being percussive and clean with your right hand. It is a down stroke style, the odd upstroke may creep in, but don't get into the habit of doing a back and forth kind of strum. To keep the stroke dry sounding you want to hit the strings fast, but not hard, moving quickly through creates a punch.

Movable Chord Shapes in Swing Music – Baritone Ukulele

There are approximately 5 **basic** movable shapes that you need to know to get through most Jazz & Western Swing charts.

For this exercise its important to keep in mind that we are learning the *shape* as well as the chord. Pay close attention to where the Root is based, (in the diagrams below this is the hollow dot) the string and finger which play this note are your safety line as you shift up and down the Ukulele neck.



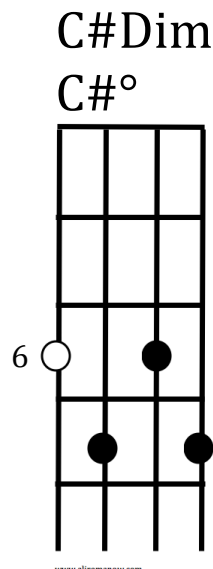
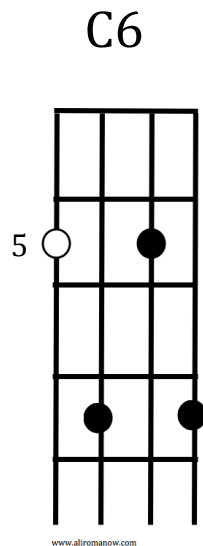
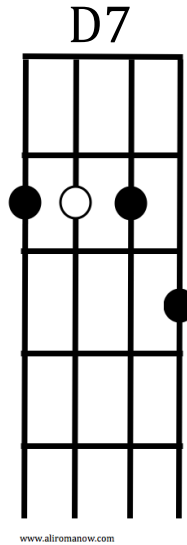
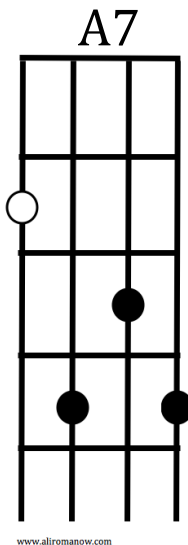
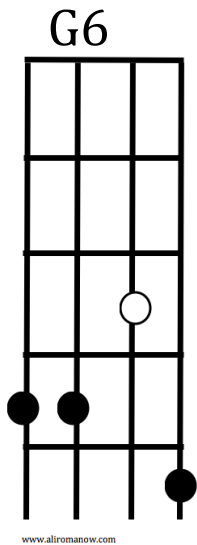
Creating the Wall of Wood sound:

Rhythm guitar in swing music is all about being percussive and clean with your right hand. It is a down stroke style, the odd upstroke may creep in, but don't get into the habit of doing a back and forth kind of strum. To keep the stroke dry sounding you want to hit the strings fast, but not hard, moving quickly through creates a punch.

Movable Chord Shapes in Swing Music - Ukulele

There are approximately 5 **basic** movable shapes that you need to know to get through most Jazz & Western Swing charts.

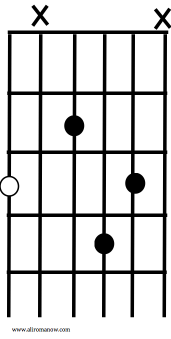
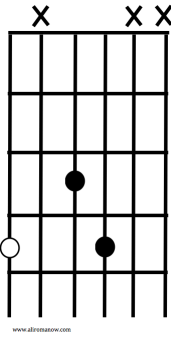
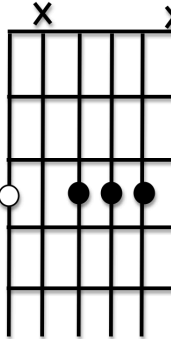
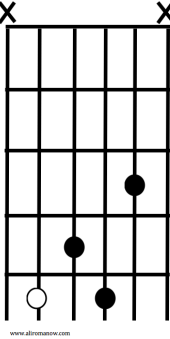
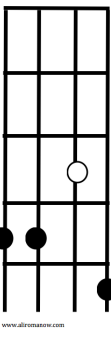
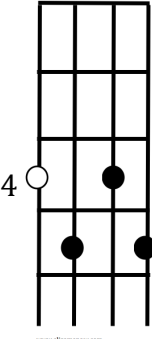
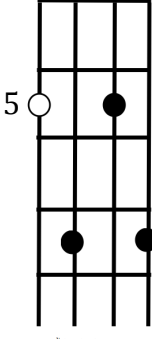
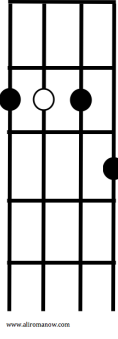
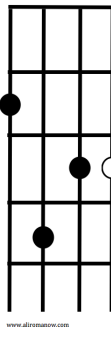
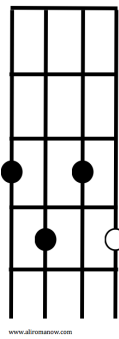
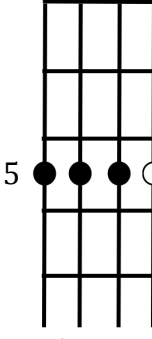
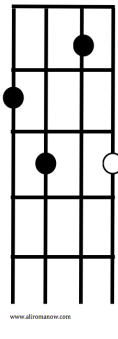
For this exercise its important to keep in mind that we are learning the *shape* as well as the chord. Pay close attention to where the Root is based, (in the diagrams below this is the hollow dot) the string and finger which play this note are your safety line as you shift up and down the Ukulele neck.



Creating the Wall of Wood sound:

Rhythm guitar in swing music is all about being percussive and clean with your right hand. It is a down stroke style, the odd upstroke may creep in, but don't get into the habit of doing a back and forth kind of strum. To keep the stroke dry sounding you want to hit the strings fast, but not hard, moving quickly through creates a punch.

There is one main turn around that I use in SugarMoon, nicknamed 'Ink spots'
Each chord in the following progression is played for two beats.

	G6	G#dim	Am7	D7
Guitar				
Uke				
Bari				
Banjo	